

## FASTBACK® 9

The Fastback 9 features one-touch binding. Simply put the strip and the book block in the binding machine and press the green button. The user-friendly interface makes choosing the correct strip settings fast and easy.



## HIGHLIGHTS

- Affordable yet powerful
- Easy to use
- Binds books in less than 40 seconds
- Simple tabletop operation

## Specifications

Dimensions: 19.5"W x 11"H x 13"D  
(49.5cmW x 28cmH x 33cmD)

Weight: 17 lbs (7.7 kg)

Strip Lengths: 8.5", 11", A4, A5

Spine Thickness: Narrow (10-125 sheets)

Medium (125-250 sheets)

\* Stitcher takes up to 60 sheets

Paper Weight: 20 lb standard (75 gsm) to 32 lb (120 gsm)

Edit Capability: Yes (<2 edit cycles, standard Lx strips only)

Binding Time: 35-45 seconds

Warm-up Time: None

Power Requirements: USA: 115VAC, 60 Hz, 10 amps;

EU: 230VAC, 50 Hz, 5 amps;

Japan: 100 VAC, 50 Hz, 11.5 amps

Regulatory Approvals: UL, CE, CUL, FCC Class B

# POWIS | *fastback*® 9

A Stronger and Better-Looking Alternative to Coil or Comb Binding.



FOR INFORMATION ON ALL FASTBACK  
EQUIPMENT AND SUPPLIES, PLEASE  
CONTACT THE POWIS SALES TEAM.  
EMAIL: [customerservice@powis.com](mailto:customerservice@powis.com)

POWIS

© POWIS PARKER INC. 2011  
Specifications, drawings, photographs and design are for illustrative purposes only and are subject to change without notice.

800.321.2463  
510.848.2463  
[www.powis.com](http://www.powis.com)

L1009 Designed, Engineered and Made in the USA.

# Fastback® 9 - Impress . Influence . Inspire



One Touch Function

**Elevate your documents and proposals.** In this environment, it's essential to present your work at its best. Fastback® 9 offers four types of bindings: Strip, Halfback™, Perfectback™, and Hardcover. Whether you own a small company that is looking for a low-cost method of binding documents, or you work for a large corporation that wants a way to brand its work, the Fastback® 9 is an excellent choice for all your binding needs. For a new level of binding customization, the Powis Image Strip allows you to promote your brand, enhance your image, and ensure that each prospectus, manual, case study and report you produce is a cut above the competition. Interested in creating a strong bind using coated or glossy papers? You can turn your Fastback 9 into a photo book binder with the complete Studio Photobook™ System.



10-250 sheets in 40 seconds

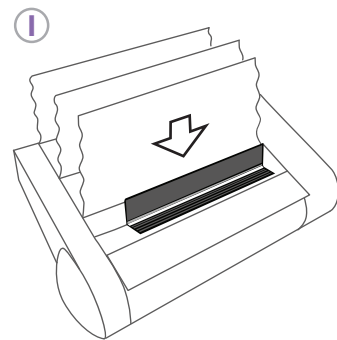


Layflat

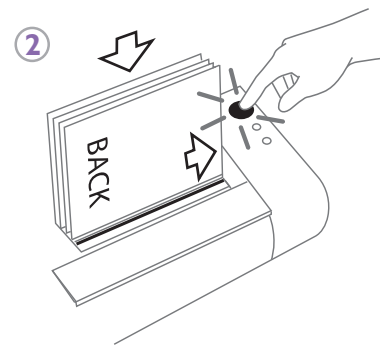


Company Branding


## How to bind a book with the Fastback® 9



1 Fold the strip between the two adhesive channels and place it in the Fastback 9 binding slot.



2 Place book content on top of the folded strip with the back cover facing toward you. Press the green button to bind.



3 After the book is bound, place it in the cooling rack for a few minutes. That's all there is to it!

## Presentation Documents at their Best...

### STRIP OPTIONS



Image Strip



Foil Printed Covers



LX-Strips



Hardcover Books

### FINISHING OPTIONS




Elevate your company. Make lasting first impressions with personalized proposals using beautifully printed strips.



Print customized cover in seven dazzling colors of foil using the Foilfast® Printer.



The Lx-Strips are available in a Super Strip, Comp Strip and Studio Binding Khaki.



With the Fastback® Hardcover™ Guide you can easily assemble professional-grade hardcover books in less than a minute.